

Accessing the Teacher Item Previewer

The Interim and Diagnostic Teacher Item Previewer is a component of the Test Delivery System that allows authorized users to view instructional assessments.

Note: This access does not apply to Summative Assessments.

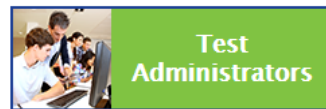
Accessing the Teacher Item Previewer

In order to access the Teacher Item Previewer, users must first have a username and password. Users will receive an email from AIRAST-DoNotReply@airast.org. Users must follow the instructions in the email in order to activate their accounts.


The West Virginia portal at wv.portal.airast.org contains links to user guides, systems, and the secure browser as well as information about system requirements.

Logging into the Teacher Item Previewer:

1. On the West Virginia Assessments portal (wv.portal.airast.org), click the **Test Administrators** icon. The **Test Administrators** page appears.
2. Click the the **Interim and Diagnostic Teacher Item Previewer** card. The login page appears.

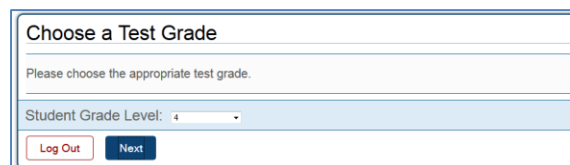


Cards on the Portal



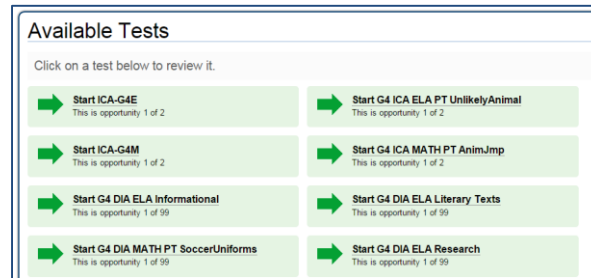
3. Enter your username and password and click **Sign In**. The Choose a Test Grade Page appears.
4. Choose the grade of the test you wish to see. Click **Next**. The Available Tests page appears.

Choose a Test Grade Page

A screenshot of a web form titled "Choose a Test Grade". The form has a light blue header and a white body. It contains a text input field with the placeholder text "Please choose the appropriate test grade." Below this is a dropdown menu labeled "Student Grade Level:" with a small arrow pointing down. At the bottom of the form, there are two buttons: a red "Log Out" button and a blue "Next" button.









- The tests available to preview for the selected grade are displayed. Click the name of the test you wish to preview.

Available Tests Page



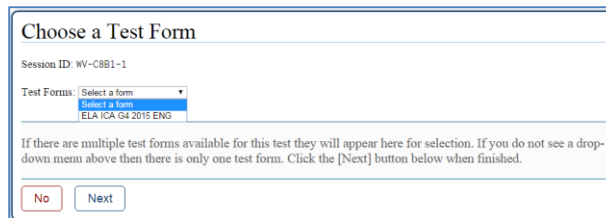
Available Tests

Click on a test below to review it.

 Start ICA-G4E This is opportunity 1 of 2	 Start G4 ICA ELA PT UnlikelyAnimal This is opportunity 1 of 2
 Start ICA-G4M This is opportunity 1 of 2	 Start G4 ICA MATH PT AnimJump This is opportunity 1 of 2
 Start G4 DIA ELA Informational This is opportunity 1 of 99	 Start G4 DIA ELA Literary Texts This is opportunity 1 of 99
 Start G4 DIA MATH PT SoccerUniforms This is opportunity 1 of 99	 Start G4 DIA ELA Research This is opportunity 1 of 99

- The Choose a Test Form page will appear. This page shows one or more forms for this test, as well as the automatically generated session ID that appears once a test has been selected.

Choose a Test Form



Choose a Test Form

Session ID: WV-C8B1-1

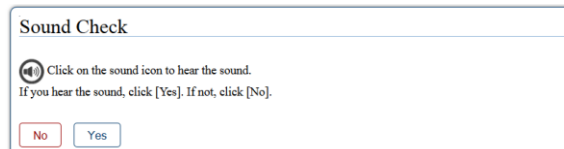
Test Forms: Select a form
Select a form
 ELA ICA G4 2015 ENG

If there are multiple test forms available for this test they will appear here for selection. If you do not see a drop-down menu above then there is only one test form. Click the [Next] button below when finished.


- Choose the appropriate test form and click next. The Sound Check page will appear.

- This page allows you to check the functionality of audio features on a test.

Sound Check Page



Sound Check

 Click on the sound icon to hear the sound.
 If you hear the sound, click [Yes]. If not, click [No].

- Unmute the speakers on your computer or tablet, if necessary.

- Click  .

- If you hear a sound, click Yes. The first page of the test appears. If you do not hear a sound click No and consult your technical coordinator.